



FINANCE, UNALLOCATED & CIVIC SUPPORT
Proposed FY24 and FY25 Budgets
Presented on May 6, 2023

Finance Functions

- Finance Administration
- Purchasing Agent for City and School
- Municipal Court Support
- Collections Department
- Assessment
- Information Technology and Communications
- City Accounting and Payroll
- School Accounting and Payroll

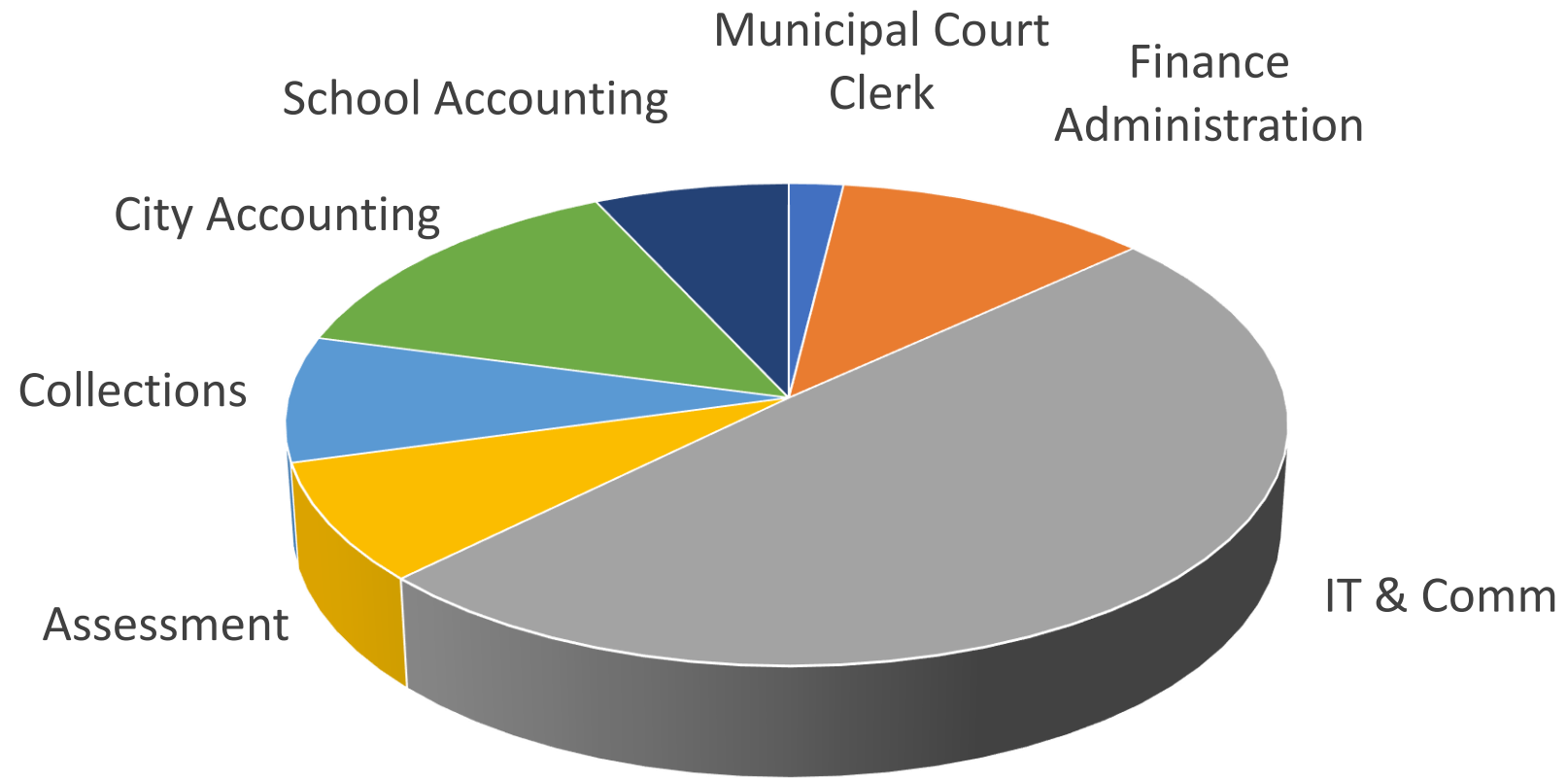
Major Projects and Issues

- Cyber Security; rebuild following ransomware attack; employee training related to cyber security
- ERP Implementation – Phase 1 complete; Phase 2 just starting and Phase 3 to begin in Fall of 2023 (overlaps Phase 2)
 - Phase 1 was accounting, purchasing, accounts payable (City and School)
 - Phase 2 will replace tax and utility billing and collections systems
 - Phase 3 is human resources and payroll (City and School)
- Implementation of Two-Tier Residential Tax Program

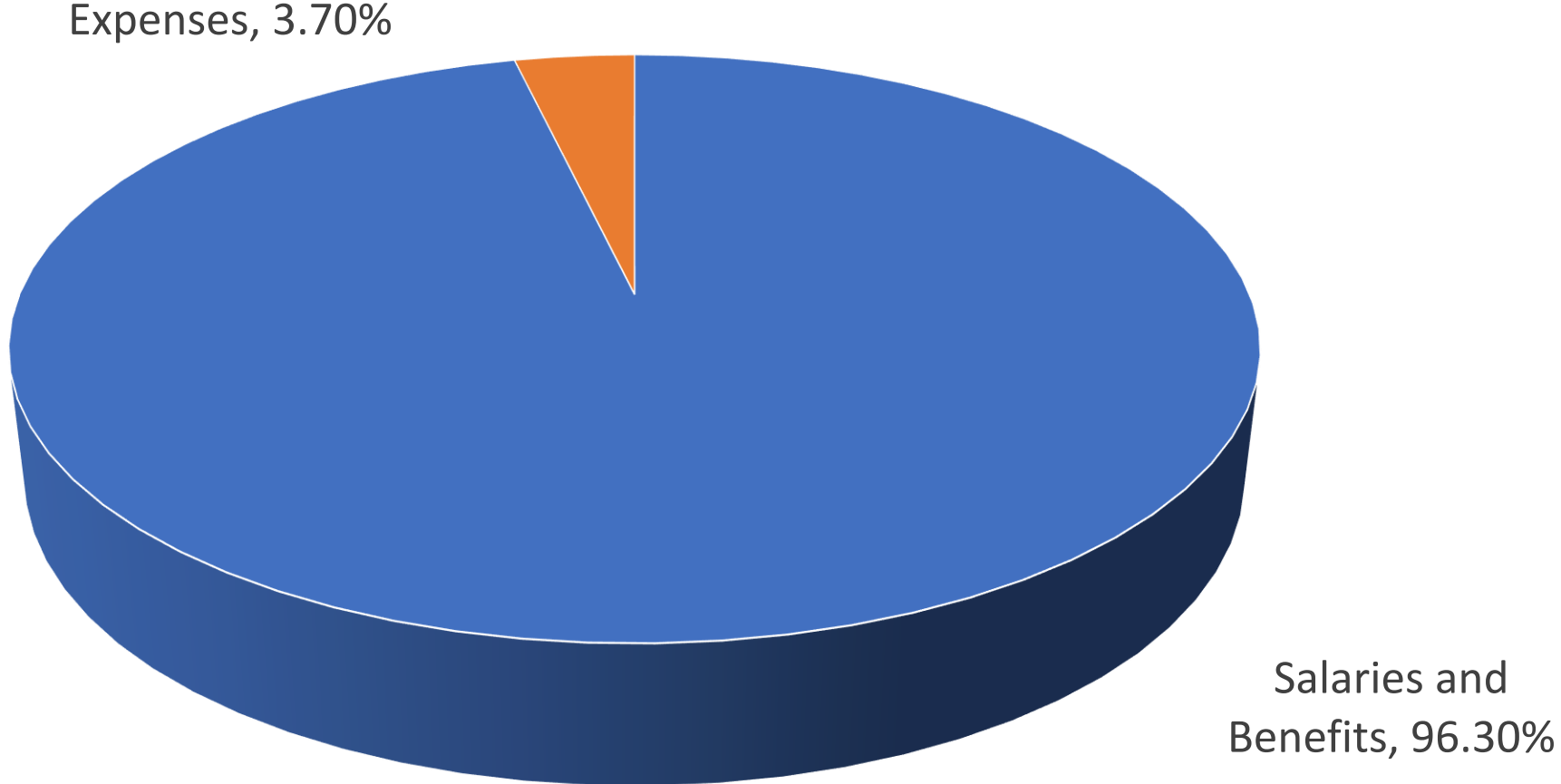
Finance

- Total Budget is \$5.4M
- IT Division is \$2.67M of Finance Budget
- Salaries and Benefits, excluding IT, is \$2.661M
- Expenses other than personnel and excluding IT is \$102k
- IT Salaries and benefits is \$511k

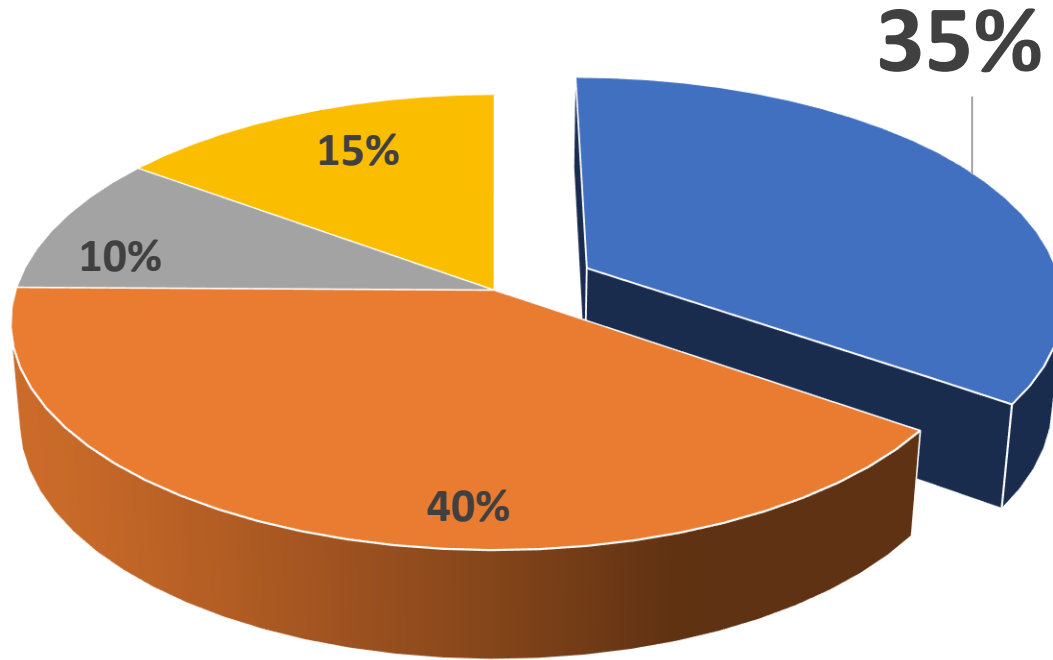
Divisions



All Finance Divisions Other Than IT



Support



- Support Staff & Services
- Engineering & Maintenance
- GIS Support
- Postage & Communications

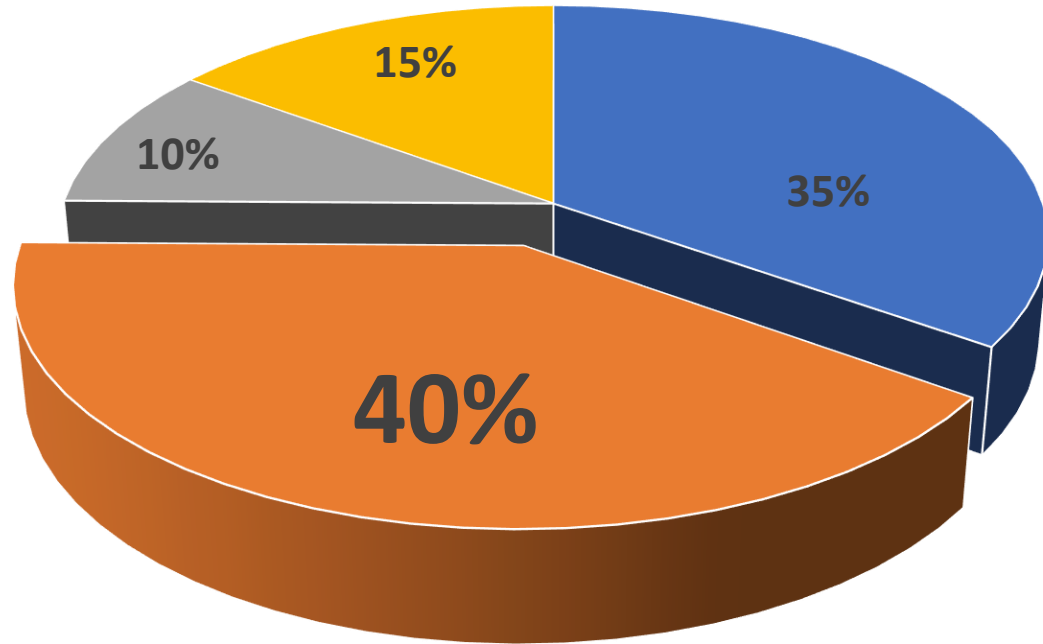
Division of Information
Technology &
Communications

CCS Contracted Services: 63%; \$587k

- 3 Full Time Staff
- Engineering & Maintenance Services
- 24x7 NOC Support

City Staff & Support: 37%; \$347k

Engineering, Maintenance & City Network



- Support Staff & Services
- Engineering & Maintenance
- GIS Support
- Postage & Communications

Division of Information Technology & Communications

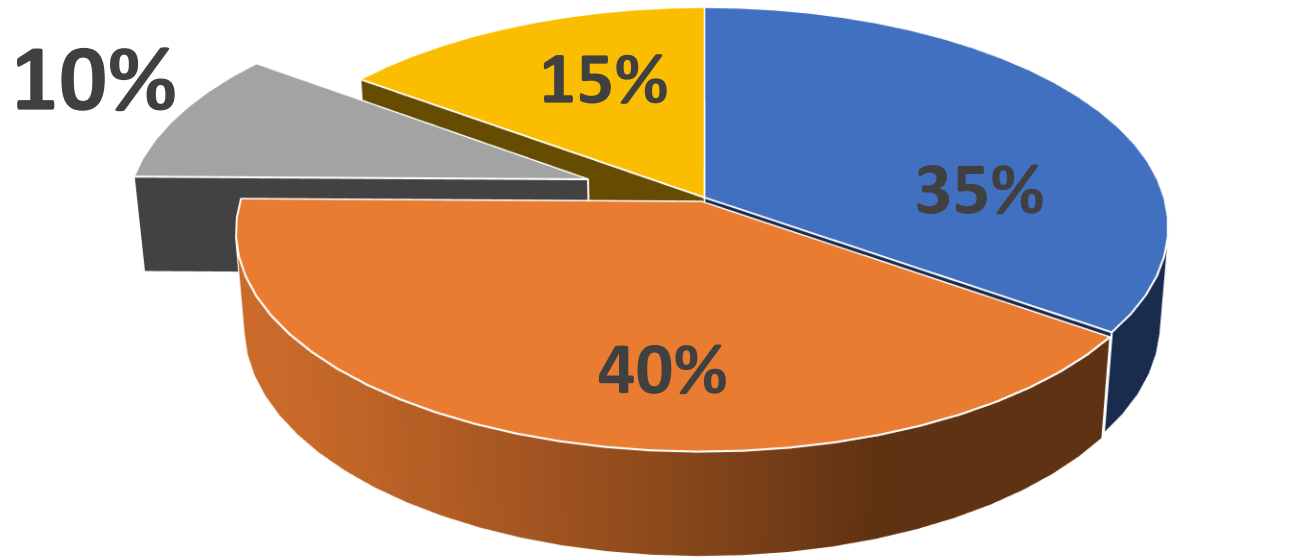
Hosted Services: 37%

- Navisite DR
- ERP's -Infor (Lawson)

Licensing: 63%

- VMware & VDI
- Microsoft (Windows, Server, Exchange)
- Backup & Replication
- Cybersecurity Tools
- Message Archiving
- Software Suites

GIS Support



- Support Staff & Services
- Engineering & Maintenance
- GIS Support
- Postage & Communications

Division of Information
Technology &
Communications

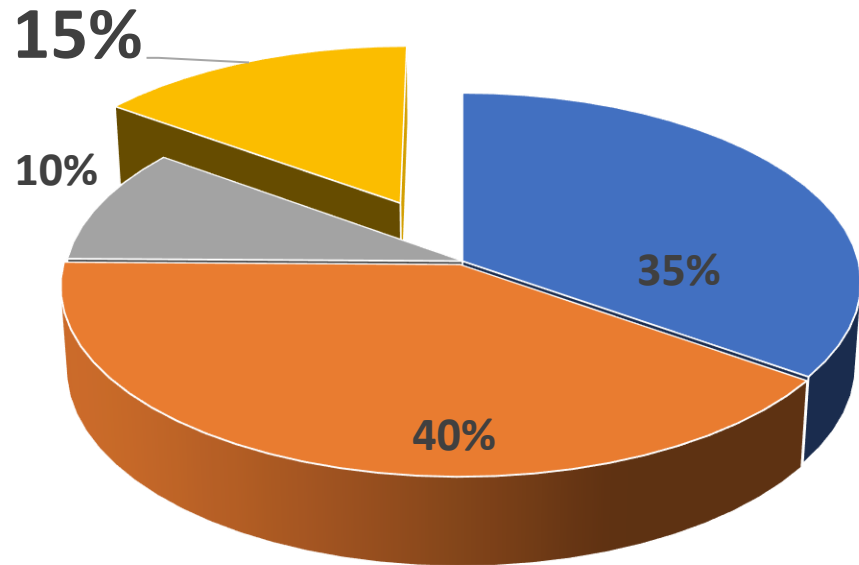
GIS Software & Support: 40%

- ESRI GIS Enterprise Software
- Maintenance & Support

City Staff: 60%

- GIS Coordinator

Communications



- Support Staff & Services
- Engineering & Maintenance
- GIS Support
- Postage & Communications

Division of Information Technology & Communications

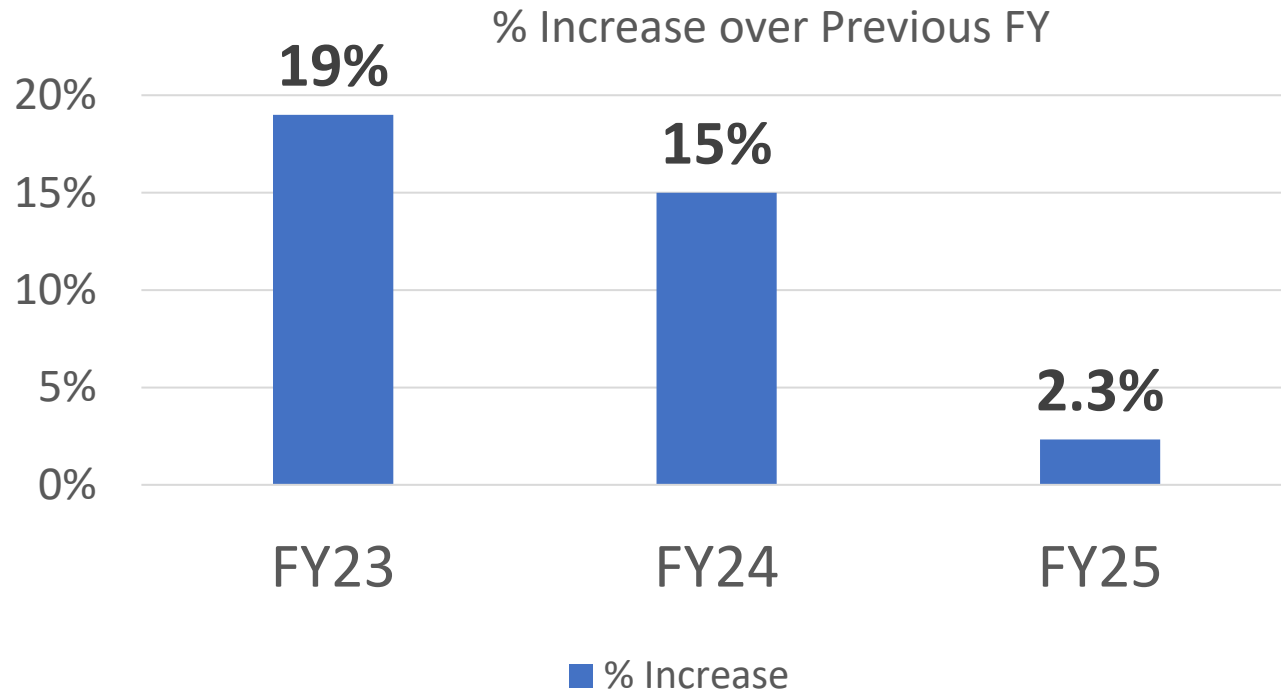
Telephony Equipment & Service: 84%

- Cellular Phones
- Phone Plans
- Landline Phones
- VoIP

Postage: 16%

- USPS
- FedEx
- UPS

Budget Increases FY23-FY25



-FY23 Increase attributed to Covid and Supply Chain Disruption, Remote work capability.

-FY24 Increase attributed to Cybersecurity hardening and recovery efforts.

-FY25 Maintenance & Licensing costs level off

Unallocated Expenses, Fiduciary and Reserves

Proposed FY2024 and FY2025 Budgets

Fiduciary and Reserves (Unallocated)

- Transfer to School in at 2.5% in FY24 for a total of \$27,959,623 and 2.0% in FY25 for a total of \$28,518,815
- Public Library Operation in at 2.0% for each year for approx. \$2M total each year
- Statistical Update of \$207,737 in FY24 at bid awarded price; expense is every 3 years.

Other Reserves

- Severance Benefits – defined by contracts - \$350K in each year
- Worker’s Comp - \$325K in each year
- Annual Leave Sell Back - \$400K each year
- Salary Adjustments and Vacancy Factors
- Self Insurance of \$200k – used for deductibles, appraisals and other legal costs
- Debt Service of \$7.7M – Principal Repayment on School Bond doesn’t begin until FY2026
- Council Contingency of \$50K only used with Council authorization

Transfer to OPEB Trust

- OPEB Trust established to legally restrict resources for payment of retiree health insurance for all City and School employees and retirees.
- Similar to pensions in that funding is determined by an actuarial firm to meet current and future obligations.
- Required actuarially contribution \$6.5M funded through transfers to OPEB Trust (\$2.34M) and monies funded in the operating budgets of school and city (\$3M) for a total of 5.34M – not quite at 100% yet; additional increase of 760K in FY25.

Civic Support

COST CENTER 01830270: CIVIC SUPPORT

	2021-22 ACTUAL	2022-23 ADOPTED	2022-23 PROJECTED	2023-24 PROPOSED	2024-25 PROPOSED
AICP	\$ 18,000	\$ 18,000	\$ 18,000	\$ 18,000	\$ 18,000
Clagett Regatta	500	500	500	500	500
Island Moving Company	500	500	500	500	500
Chamber of Comm. Eco. Dev.-Connect	25,000	25,000	25,000	25,000	25,000
Visiting Nurse	10,000	10,000	10,000	10,000	10,000
NPT Cty Community Mental Health	10,500	10,500	10,500	10,500	10,500
Newport Partnerships for Families	2,000	2,000	2,000	2,000	2,000
New Visions (EBCAP)	15,500	15,500	15,500	15,500	15,500
Lucy's Hearth	1,500	1,500	1,500	1,500	1,500
Seaman's Church	1,050	1,050	1,050	1,050	1,050
Women's Resource Center	3,250	3,250	3,250	3,250	3,250
Newport in Bloom	3,500	3,500	3,500	3,500	3,500
Edward King Sr. Center	20,000	20,000	20,000	20,000	20,000
Park Holm Sr. Center	1,700	1,700	1,700	1,700	1,700
American Red Cross	-	500	500	500	500
Boys & Girls Club	7,750	7,750	7,750	7,750	7,750
Newport Artillery Company	1,250	1,250	1,250	1,250	1,250
Lions Club	750	750	750	750	750
Newport Little League	6,000	6,000	6,000	6,000	6,000
Martin Luther King Community Center	7,500	7,500	7,500	7,500	7,500
Pop Warner Football	1,000	1,000	1,000	1,000	1,000
RI Arts Foundation	-	500	500	500	500
Newport Housing Hotline	4,450	4,450	4,450	4,450	4,450
Public Education Found	500	500	500	500	500
Clean Ocean Access	2,000	2,000	2,000	2,000	2,000
COST CENTER TOTAL	\$ 144,200	\$ 145,200	\$ 145,200	\$145,200	\$145,200

Civic Support (continued)

For Informational Purposes Only ~ Designated Trust Funding (not part of Proposed Budget)

Edward King Sr. Ctr	34,000	34,000	34,000	34,000	34,000
Ed. King Sr Ctr (luncheons)	5,010	5,010	5,010	5,010	5,010
Child and Family Services	1,170	1,170	1,170	1,170	1,170
Henderson Home	48,950	48,950	48,950	48,950	48,950
Touro Synagogue	7,200	7,200	7,200	7,200	7,200
Trust Funded Civic Support	96,330	96,330	96,330	96,330	96,330